

# **A0 LIGHTING KIT**

RED FAA L810

**TOWERS FROM 21' TO 150'**

INSTALLATION PER FAA ADVISORY CIRCULAR AC70/7460  
AND UNITED STATES NATIONAL ELECTRIC CODE NFPA-70.  
ALL CABLE AND ACCESSORIES INCLUDED IN KIT.  
INSTALLATION DRAWINGS AND BILL OF MATERIAL  
PROVIDED WITH PURCHASE.

**OWNER TO FURNISH REQUIRED POWER INPUT,**

**120/230 VAC**

**TOTAL LOAD REQUIREMENT = 14VA**

MISCELLANEOUS ITEMS TO COMPLETE INSTALLATION  
BEYOND SCOPE OF KIT DESIGN ARE NOT INCLUDED,  
BUT AVAILABLE IF REQUIRED BY SPECIFICATION.

LOWEST POWER & LONGEST LASTING LED SYSTEM  
GREEN POWER COST SAVINGS  
MEETS ROHS COMPLIANCE  
FIVE YEAR WARRANTY

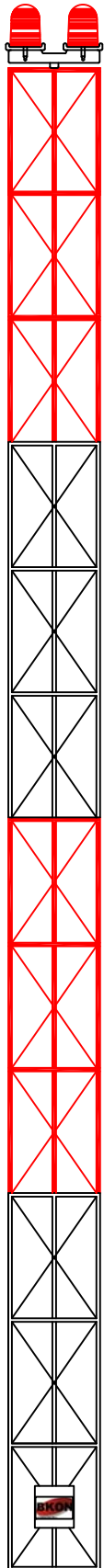


124 South Street  
Franklin, KY 42134  
Tel: 270-598-8859 Fax: 270-598-8797  
TOLL FREE: 1-800-621-4419






LOCATION USA A0 RED TOWER KIT  
21'-150'  
DRAWING NO. AOKITBIDSKETCH DATE 9-12-11  
SCALE N.T.S.



- KIT INCLUDES:**
- LED MARKERS
  - MARKER CABLE
  - SUPPORTS
  - PHOTO CONTROL
  - MISC. HARDWARE & CONNECTORS
  - INSTALLATION DRAWING





Guiding the Way



## A0 COMMERCIAL RED LED LIGHT CONTROLLER

Modeled for use with LED L-810 Marker Light

Features	Benefits
48VDC-120, 240 50/60HZ	Multiple Voltage Input for diverse application
On @ FC / Off @ FC	Per FAA requirement
NEMA 3R Enclosure	Cast Aluminum Enclosure
Screw terminals	Standard, no special connection devices needed
Fused	In-line Over-current Protection
Marker Monitoring	Standard per level monitoring. Can Monitor one failure on multiple levels with only one output
Programing and resetting not required	Microprocessors will not reset if power is lost
Field Adjustable	Monitoring settings based on tower configuration and can be adjusted at the installation location
Easy Monitoring of RTO 860 L-810 Marker Lights	RTO & 860 side selector

See A0 Tower Kit on website for complete tower installation.

[www.bkonled.com](http://www.bkonled.com)



Guiding the Way



### Meets:

- FAA AC NO: 150/5345-43F
- FAA Engineering Brief No. 67
- ICAO Annex 14, 4th Edition, July 2004
- ICAO Aerodromes Design Manual, Chapter 18
- Canadian Aviation Regulation CAR 621.9
- Nachrichten für Luffahrer Teil I Langen, 6. Januar 2005
- German Air Traffic Control Notices For Pilots Part I 6, January 2005

### Qualified By:

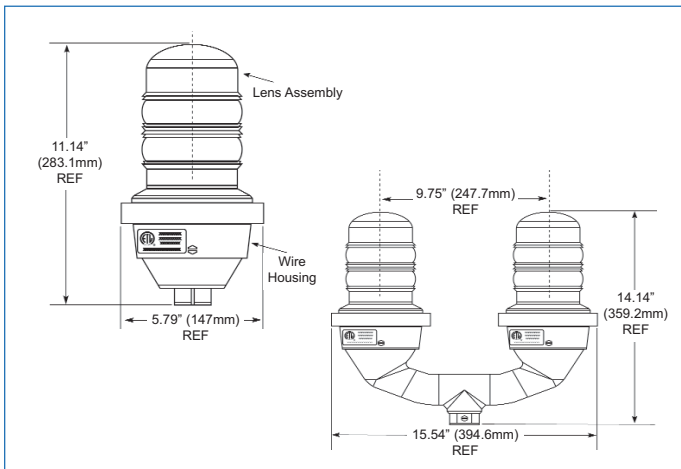
Intertek ETL  
Lighting Sciences Canada

Patents Pending

## L-810 860 Series Red LED Obstruction Lights

### Order codes:

860-1R01-001	Single Fixture, FAA, 120 VAC
860-1R03-001	Single Fixture, FAA, 12 VDC
860-1R04-001	Single Fixture, FAA, 48 VDC
860-1R05-001	Single Fixture, FAA, 24 VDC
860-1R02-001	Single Fixture, 230 VAC
860-3R03-001	Single Fixture, Low Wattage, 12 VDC
860-5R02-001	Single Fixture, ICAO, 230 VAC, 10 cd
860-1R02-001-EU	Single Fixture, European Ver, 230 VAC
860-4R02-001-EU	Single Fixture, European Ver, 230 VAC, 50cd
860-1R01-002	Dual Fixture, FAA, 120 VAC
860-1R03-002	Dual Fixture, FAA, 12 VDC
860-1R04-002	Dual Fixture, FAA, 48 VDC
860-1R05-002	Dual Fixture, FAA, 24 VDC
860-1R02-002	Dual Fixture, 230 VAC
860-3R03-002	Dual Fixture, Low Wattage, 12 VDC
860-5R02-002	Dual Fixture, ICAO, 230 VAC, 10 cd
860-6R01-002	Dual Fixture, TC, 120 VAC
860-7R02-002	Dual Fixture, CASA, 230 VAC, 100 cd
860-1R02-002-EU	Dual Fixture, European Ver, 230 VAC
860-4R02-002-EU	Dual Fixture, European Ver, 230 VAC, 50cd



Dimensions in Inches [mm]

### Features & Benefits:

- ▷ Available as a single or dual unit
- ▷ Available in 12VDC, 24VDC, 48VDC, 120VAC, and 220VAC versions (50 or 60HZ)
- ▷ Earth grounding provisions provided
- ▷ Unique optically designed lens to enhance LED operation and provide 360° visibility
- ▷ State-of-the-art high-flux LED technology
- ▷ Lasts years longer than an incandescent
- ▷ Weather/corrosion resistant lamp assembly and housing
- ▷ Self-contained wiring compartment eliminates additional boxes
- ▷ Threaded 1" and 3/4" bottom hub for mounting
- ▷ Can be operated steady or flashed (controller not supplied)
- ▷ 5 year warranty
- ▷ Resistant to shock and vibration
- ▷ IP 65 / IP 66 / NEMA 4X rated

### Application:

The 860 series is the FAA type L810 red LED obstruction light. Designed for steady burning, this fixture is used to mark any obstacle that may present hazards to aircraft navigation. The US patent office has issued patent number 6,425,678 B1 for this series.

**Container Dimensions:** 16.0" x 9.0" x 8.0" (Single Unit)  
406mm x 229mm x 203mm

22.0" x 17.0" x 9.0" (Dual Unit)  
559mm x 432mm x 229mm

**Container Weight:** 7.14lbs (Single Unit)  
16.06lbs (Dual Unit)

**Supply voltage ranges:** Nominal +/- 10%

**Watts (Typ):** 15 / 120mA (120 VAC Units)  
16 / 120mA (230 VAC Units - 60 Hz)  
16 / - (230 VAC Units - 50 Hz)  
24 / 2.0A (12 VDC Units - Standard)  
8 / .62A (12 VDC Units - Low wattage)  
20 / 920mA (24 VDC Units)  
13 / 2175mA (48 VDC Units)

**Power Factor:** .2 (FAA - 120 VAC Units)  
.17 (FAA - 230 VAC Units - 60 Hz)

**Operating Temp:** -67°F to +131°F (-55°C to +55°C)